

VISHVES A. SHAH & CO.

Chartered Accountants

316, Abhishek Plaza, B/h. Navgujarat College,

Income Tax, Ahmedabad – 380058

Ph. +91 98254 71182, +91 93777 71182

E-Mail: vishvesca@gmail.com

Limited Review Report

Review Report to Franklin Industries Limited (Formerly Known as Murad Properties & Projects Limited) (CIN: L74110GJ1983PLC092054)

We have reviewed the accompanying statement of unaudited financial results of **Franklin Industries Limited (Formerly Known as Murad Properties & Projects Limited)** for the quarter ended 30th September, 2019 which are included in the accompanying “Statement of Unaudited Financial Result for Quarter ended September 30, 2019” together with relevant notes thereon. The statement has been prepared by company pursuant to regulation 33 of the Securities and Exchange Board of India (Listing Obligations and Disclosure Requirements) Regulations, 2015 read with SEBI circular dated July 5, 2016, which has been initialed by us for identification Purposes. The statement is the responsibility of the company’s management and has been approved by the Board of Directors. Further, the Management is also responsible to ensure that the accounting policies used in preparation of this statement in accordance with the companies (Indian Accounting Standards) Rules, 2015 (Ind AS) prescribed under section 133 of the Companies Act, 2013 and other recognised accounting practices and policies. Our responsibility is to issue a report on the statement based on our review.

We conducted our review in accordance with the Standard on Review Engagement (SRE) 2400, Engagement to Review Financial Statements issued by the Institute of Chartered Accountants Of India. This Standard requires that we plan and perform the review to obtain moderate assurance as to whether the financial statements are free of material misstatement. A review is limited primarily to inquiries of company personnel and analytical procedures applied to financial data and thus provides less assurance than an audit. We have not performed an audit and accordingly, we do not express an audit opinion.

Based on our review conducted as above, nothing has come to our attention that causes us to believe that the accompanying statement of unaudited financial results prepared in accordance with applicable accounting standards and other recognised accounting practices and policies has not disclosed the information required to be disclosed in terms of Regulation 33 of the SEBI (Listing Obligations and Disclosure Requirements) Regulations, 2015 including the manner in which it is to be disclosed, or that it contains any material misstatement.

Date : 13th November, 2019

Place : Ahmedabad

For, Vishves A. Shah & Co.

Chartered Accountants

Firm No.121356w



(Vishves A. Shah)

Partner

M. No. 109944

UDIN: 19109944AAAAFX6954

STATEMENT OF UN-AUDITED FINANCIAL RESULTS FOR THE QUARTER AND HALF YEAR ENDED ON SEPTEMBER 30, 2019


Sr No	Particulars	(Rs. in lacs except Per share data)					
		Quarter ended September 30, 2019	Quarter ended June 30, 2019	Quarter ended September 30, 2018	Half Year ended September 30, 2019 (Year to date for Current Period)	Half Year ended September 30, 2018 (Year to date for Current Period)	For the year ended on March 31, 2019
		Un-Audited	Un-Audited	Un-Audited	Un-Audited	Un-Audited	Audited
1	Revenue From Operations						
	(a) Revenue from Operations	460.48	244.87	339.47	705.35	830.29	1,739.41
	(b) Other Income	-	-	-	-	-	-
	Total Revenue (Net)	460.48	244.87	339.47	705.35	830.29	1,739.41
2	Expenses						
	a. Cost of Materials Consumed	-	-	-	-	-	-
	b. Purchases of Stock-in-trade	518.94	206.21	337.21	725.15	866.07	1,781.14
	c. Changes in inventories of Stock-in-Trade	(64.93)	28.89	(0.20)	(36.04)	(47.77)	(69.88)
	d. Employee benefits expenses	0.45	4.00	-	4.45	-	1.50
	e. Finance Cost	-	-	-	-	-	0.04
	f. Depreciation and Amortization Expenses	-	-	-	-	-	2.59
	g. Other Expenses	1.39	0.56	-	1.95	4.49	11.40
	Total Expenses	455.86	239.66	337.01	695.52	822.79	1,726.79
3	Profit/(Loss) before Exceptional and Extraordinary items and tax (1-2)	4.62	5.21	2.46	9.83	7.50	12.62
4	Exceptional Items	-	-	-	-	-	-
5	Profit/(Loss) before Extraordinary items and tax (3-4)	4.62	5.21	2.46	9.83	7.50	12.62
6	Extraordinary Items	-	-	-	-	-	-
7	Profit Before Tax (5-6)	4.62	5.21	2.46	9.83	7.50	12.62
8	Tax Expenses						
	(a) Current Tax	-	-	-	-	-	-
	(b) Deferred Tax	-	-	-	-	-	-
	Total Tax Expenses	-	-	-	-	-	-
9	Net Profit/(Loss) for the period from continuing Operations (7-8)	4.62	5.21	2.46	9.83	7.50	12.62
10	Profit (Loss) from Discontinuing operations before Tax	-	-	-	-	-	-
11	Tax Expenses of Discontinuing Operations	-	-	-	-	-	-
12	Net Profit/(Loss) from Discontinuing operations after Tax (10-11)	4.62	5.21	2.46	9.83	7.50	12.62
13	Share of Profit (Loss) of associates and Joint Vetures accounted for using equity method	-	-	-	-	-	-
14	Net Profit (Loss) for the period (12+13)	4.62	5.21	2.46	9.83	7.50	12.62
15	Other comprehensive income, net of income tax						
	a) i) Amount of item that will not be reclassified to profit or loss	-	-	-	-	-	-
	ii) Income tax relating to items that will not be reclassified to profit or loss	-	-	-	-	-	-
	b) i) item that will be reclassified to profit or loss	-	-	-	-	-	-
	ii) income tax relating to items that will be reclassified to profit or loss	-	-	-	-	-	-
	Total other comprehensive income, net of income tax	-	-	-	-	-	-
16	Total Comprehensive income for the period	4.62	5.21	2.46	9.83	7.50	12.62
17	Details of equity share capital						
	Paid-up Equity Share Capital	361.50	361.50	361.50	361.50	361.50	361.50
	Face Value of Equity Share Capital	10.00	10.00	10.00	10.00	10.00	10.00
18	Details of debt securities						
	Paid-Up Debt capital	-	-	-	-	-	-
	Face value of debt Securities	-	-	-	-	-	-
19	Reserve excluding revaluation reserves as per balance sheet of previous accounting year	-	-	-	-	-	17.10
20	Debenture Redemption reserve	-	-	-	-	-	-
21	Earning per Share						
i	Earning per Share for Continuing Operations						
	Basic Earning (Loss) per share from Continuing operations	0.13	0.14	0.07	0.27	0.21	0.35
	Diluted Earning (Loss) per share from Continuing operations	0.13	0.14	0.07	0.27	0.21	0.35
ii	Earning per Share for discontinuing Operations						
	Basic Earning (Loss) per share from discontinuing operations	-	-	-	-	-	-
	Diluted Earning (Loss) per share from discontinuing operations	-	-	-	-	-	-
iii	Earnings per Equity Share						
	Basic Earning (Loss) per share from Continuing and discontinuing operations	0.13	0.14	0.07	0.27	0.21	0.35
	Diluted Earning (Loss) per share from Continuing and discontinuing operations	0.13	0.14	0.07	0.27	0.21	0.35

Note:

- The above un-audited financial results were reviewed by the Audit Committee and approved by the Board of Directors in their meeting held on 13th November, 2019.
- The previous periods figures have been regrouped wherever necessary.
- The Statutory auditors of the company have carried out a "Limited Review report" of the above results as per Regulation 33 of the SEBI (Listing Obligation and Disclosure Requirement) Regulations, 2015.

For and on Behalf of the Board of Franklin Industries limited

Place: Ahmedabad
Date: 13th November, 2019


(Managing Director)

FRANKLIN INDUSTRIES LIMITED
(FORMERLY KNOWN AS MURAD PROPERTIES & PROJECTS LTD)

(CIN: L74110GJ1983PLC092054)


Reg. off. : 708, Scarlet Business Hub, Opp. Ankur School, Near Mahalaxmi Panch Rasta, Fatehnagar, Paldi, Ahmedabad, Gujarat-380007.

Un-Audited Statement of Assets & Liabilities as at 30th September, 2019

		(Rs. In Lacs)	
	Particulars	Un-Audited AS AT 30.09.2019	Audited AS AT 31.03.2019
1	Assets		
A	Non-Current Assets		
	(a) Property, Plant and Equipment	48.70	48.70
	(b) Capital work-in-progress	-	-
	(c) Investment Property	-	-
	(d) Goodwill	-	-
	(e) Other Intangible assets	-	-
	(f) Intangible assets under development	-	-
	(g) Biological Assets other than bearer plants	-	-
	(h) Financial Assets		
	(i) Investments	-	-
	(ii) Trade receivables	-	-
	(iii) Loans	218.88	187.40
	(iv) Others (to be specified)	-	-
	(i) Deferred tax assets (net)	-	-
	(j) Other non-current assets	-	-
	Total (A)	267.59	236.10
B	Current assets		
	(a) Inventories	151.44	115.40
	(b) Financial Assets		
	(i) Investments	-	-
	(ii) Trade receivables	133.43	100.23
	(iii) Cash and cash equivalents	13.17	14.56
	(iv) Bank balances other than (iii) above	-	-
	(v) Loans	249.50	40.00
	(vi) Others (to be specified)	-	-
	(c) Current Tax Assets (Net)	-	-
	(d) Other current assets	-	0.41
	Total (B)	547.55	270.60
	Total Assets (A+B)	815.13	506.71
2	EQUITY AND LIABILITIES		
A	EQUITY		
	(a) Equity Share capital	361.50	361.50
	(b) Instruments entirely equity in nature	-	-
	(c) Other Equity	26.93	17.10
	Total (A)	388.43	378.60
B	LIABILITIES		
B1	Non-current liabilities		
	(a) Financial Liabilities		
	(i) Borrowings	-	-
	(ii) Trade payables	-	-
	(iii) Other financial liabilities	-	-
	(b) Provisions	-	-
	(c) Deferred tax liabilities (Net)	1.12	1.12
	(d) Other non-current liabilities	-	-
	Total (B1)	1.12	1.12
B2	Current liabilities		
	(a) Financial Liabilities		
	(i) Borrowings	-	-
	(ii) Trade payables	421.72	123.59
	(iii) Other financial liabilities	-	-
	(b) Other current liabilities	0.66	-
	(c) Provisions	3.20	3.40
	(d) Current Tax Liabilities (Net)	-	-
	Total (B2)	425.58	126.99
	Total Equity and Liabilities (A+B1+B2)	815.13	506.71

Place : Ahmedabad
Date : 13th November, 2019

For, Franklin Industries Limited



FRANKLIN INDUSTRIES LIMITED
(FORMERLY KNOWN AS MURAD PROPERTIES & PROJECTS LTD)
(CIN: L74110GJ1983PLC092054)


Reg. off. : 708, Scarlet Business Hub, Opp. Ankur School, Near Mahalaxmi Panch Rasta, Fatehnagar, Paldi, Ahmedabad, Gujarat-380007.

UN-AUDITED CASH FLOW STATEMENT FOR THE SIX MONTHS ENDED SEPTEMBER 30, 2019

(Amount in Lacs)

Particulars	Six Months Ended 30th Sep, 2019 Rs.		Six Months Ended 30th Sep, 2018 Rs.	
CASH FLOW FROM OPERATING ACTIVITIES				
Net Profit before Tax for the year		9.83		7.50
Adjustments for :				
W/off TDS Receivable	-		-	
Transferred from reserve	-		-	
Depreciation	-		-	
		-		-
Operating Profit before Working Capital change		9.83		7.50
Adjustments for :				
Decrease/(Increase) in Receivables	(33.20)		(32.93)	
Decrease/(Increase) in Loans & Advances	-		-	
Decrease/(Increase) in Inventories	(36.04)		(47.70)	
Decrease/(Increase) in Short Term Loans & Advances	(209.50)		-	
Decrease/(Increase) in Other Current Assets	0.41		0.41	
Increase/(Decrease) in Payables	298.13		108.63	
Increase/(Decrease) in Financial Liabilities	-		-	
Increase/(Decrease) in Current Liabilities	0.66		(1.00)	
Increase/(Decrease) in Provisions	(0.20)		-	
		20.26		27.41
Cash Generated From Operations		30.09		34.91
Income Tax		-		-
NET CASH FROM OPERATING ACTIVITIES Total (A)		30.09		34.91
CASH FLOW FROM INVESTING ACTIVITIES				
Non Current Investment	-		-	
Purchase of Fixed Assets	-		-	
Interest Received	-		-	
NET CASH USED IN INVESTING ACTIVITIES Total (B)		-		-
CASH FLOW FROM FINANCING ACTIVITIES				
Long Term Borrowing	-		-	
Long Term Loans & Advances	(31.48)		(40.00)	
NET CASH FROM FINANCING ACTIVITIES Total (C)		(31.48)		(40.00)
Net Increase/(Decrease) in Cash and Cash Equivalents Total (A+B+C)		(1.39)		(5.09)
Cash and Cash Equivalents -- Opening Balance		14.56		4.34
Cash and Cash Equivalents -- Closing Balance		13.17		(0.75)
		-		(0.00)
Note: Previous year's figures have been regrouped/rearranged wherever considered necessary.				

For & on behalf of the Board,
Franklin Industries Limited


Director

Place : Ahmedabad
Date : 13th November, 2019